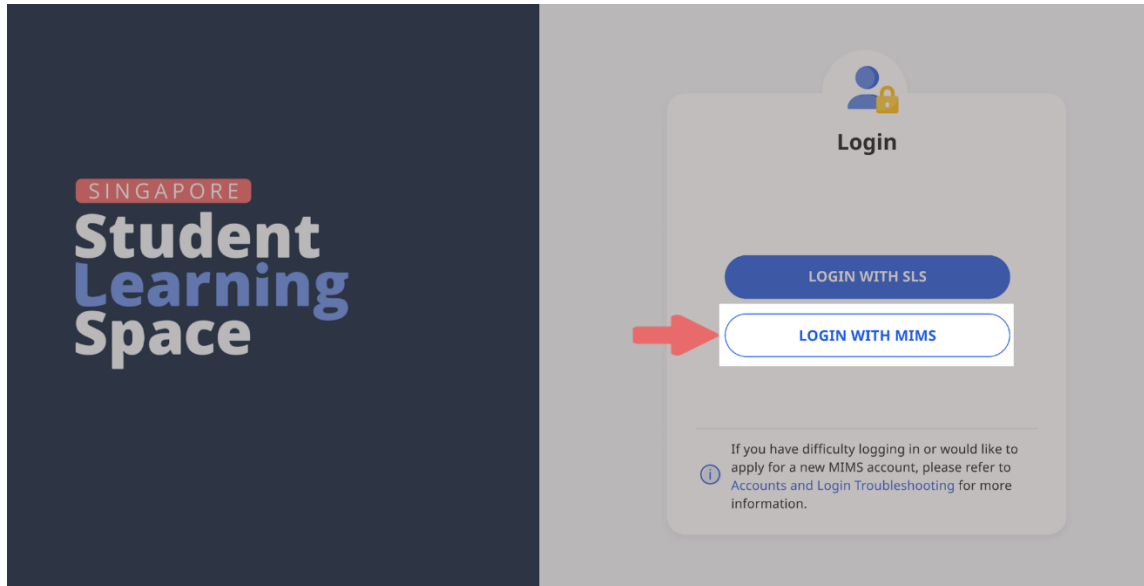


# Guide to SLS Account Management

## Instructions for Students

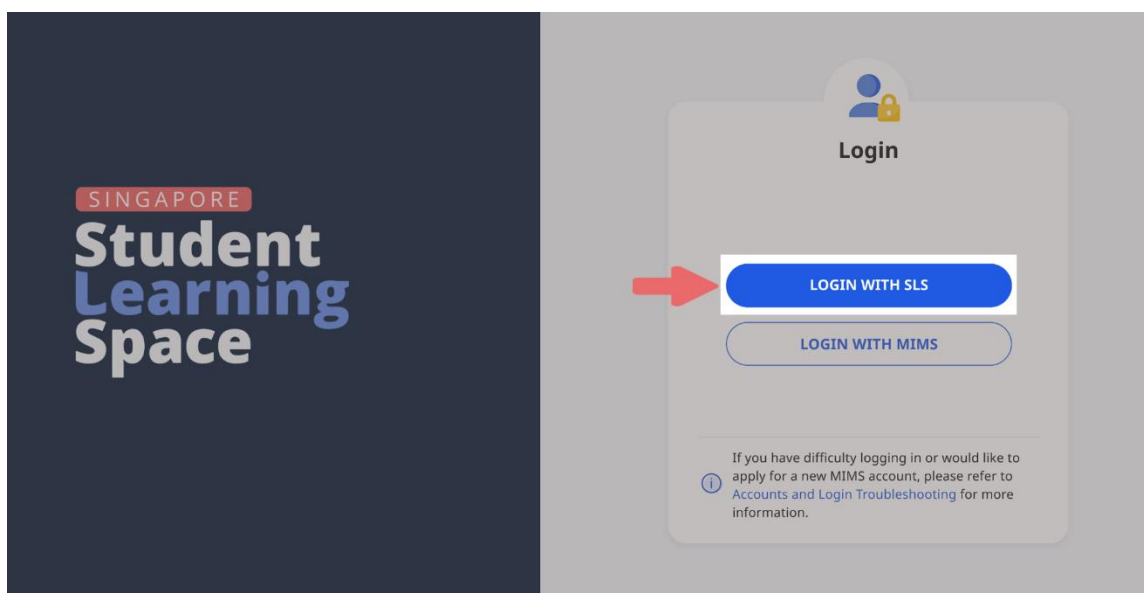
### MANAGING YOUR SLS ACCOUNT

1. At the main login page (<https://vle.learning.moe.edu.sg/>), click on **Login with MIMS** and log in using your MIMS username and password (refer to **Fig. 1a**).



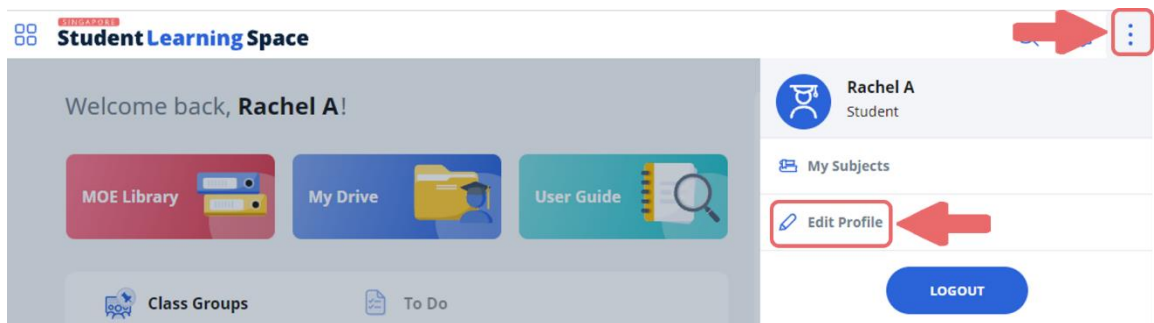
**Fig. 1a: Main Login Page**

2. If you have forgotten your MIMS password, you may approach your teacher for assistance. If you are unable to contact a teacher but urgently need to access SLS, you can click on **Login with SLS** at the main login page (refer to **Fig. 1b**) to log in with your SLS username and password.



**Fig. 1b: Main Login Page**

3. After logging in, if your SLS password has expired, you will be prompted to change it. You will need to key in your SLS password twice.
4. The next step would be to review your answers to the Security Questions. You will be required to answer these Security Questions to verify that you are the legitimate account holder, in the event that you need to reset your SLS password via self-help or by calling the SLS Helpdesk.
5. On the SLS Homepage, open the right menu and click on **Edit Profile** (refer to **Fig. 1c**).



**Fig. 1c: Edit Profile**

6. On the Profile page, click on **Security Questions** under Account Settings.
7. Review your answers to the **Security Questions** and update them if necessary. Then click the **Save** button.
8. Next click on **Back to Profile** and click on **Email** to enter/update your email address (refer to **Fig. 1d**). In the event that you have forgotten your SLS password, a password reset link will be sent to this email address.

**Email Address**

**Email Address Guidelines**  
A verification code will be sent to the email address provided. If you do not receive an email, check your spam/junk mail folders and check that the email address has been keyed in correctly.

Alternate Email

**SAVE**

**Fig. 1d: Update Email Address**

9. After you have clicked on **Save**, a verification code will be sent to the email address you have provided. Enter the verification code into the prompt and click **Proceed** (refer to **Fig. 1e**). The code is only valid for 10 minutes. Without the code, the email address will not be saved.

**Verification Code** ✕

Key in the verification code received in your email.

Verification Code

Please wait for ⌚02:00 before using the Resend Verification Code option.

**CANCEL** **PROCEED**

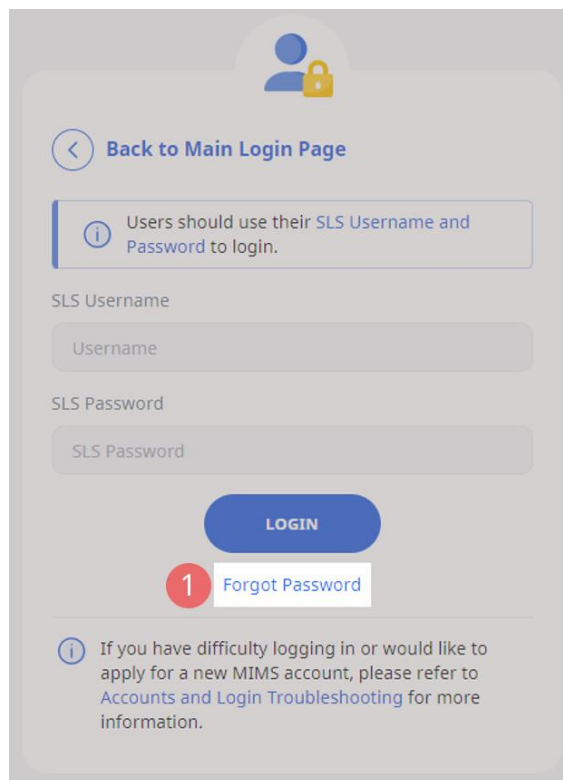
**Fig. 1e: Verification Code Prompt**

## PASSWORD RESET

10. If you have forgotten your SLS password, you can reset it via the following methods:
  - a. password reset through email,
  - b. password reset by answering security questions,
  - c. contact your School-based Helpline, or
  - d. contact the SLS Helpdesk.

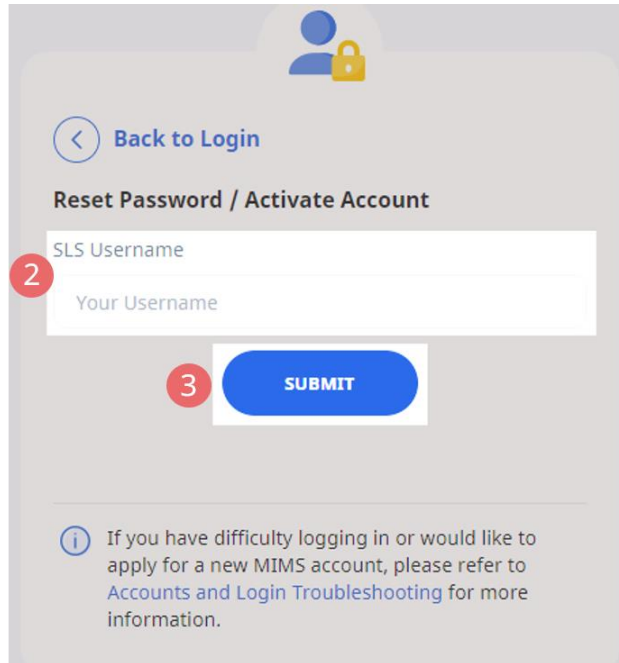
### Password Reset through Email

11. Perform the following steps to reset your password through email:
  - a. Click the **Forgot Password** link at the SLS login page (refer to **Fig. 2a**).



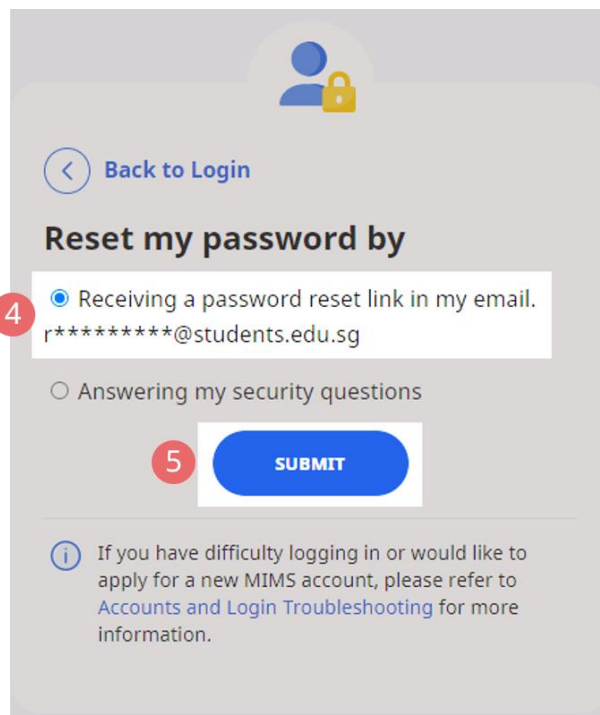
**Fig. 2a: Forgot Password Link**

- b. Enter your username and click **Submit** (refer to **Fig. 2b**).



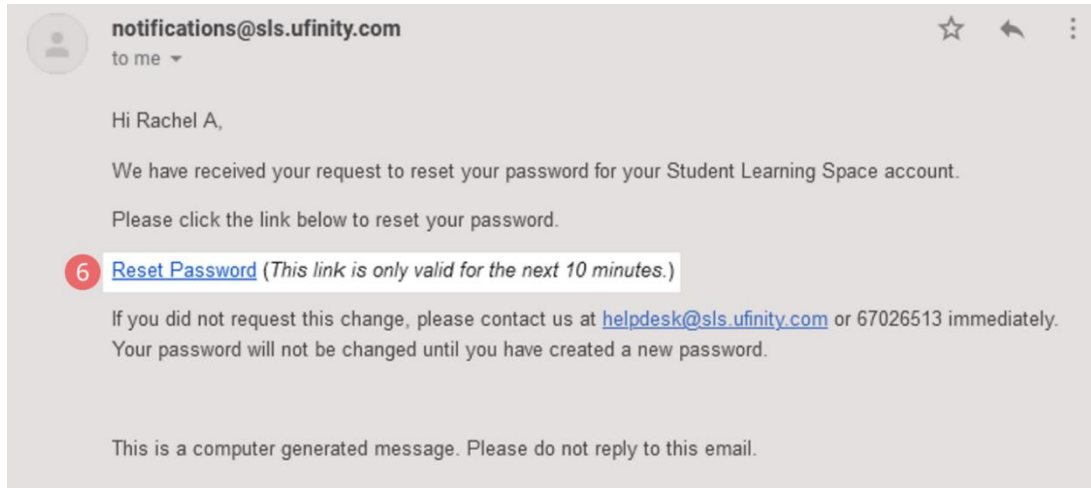
**Fig. 2b: Enter your Username**

- c. Select “**Receiving a password reset link in my email**” and click **Submit** (refer to **Fig. 2c**).



**Fig. 2c: Password Reset Link via Email**

- d. An email with the password reset link will be sent to your email address (refer to **Fig. 2d**). Click the reset password link in the email to bring you to the **Reset Password** page. The link is valid for 10 minutes.

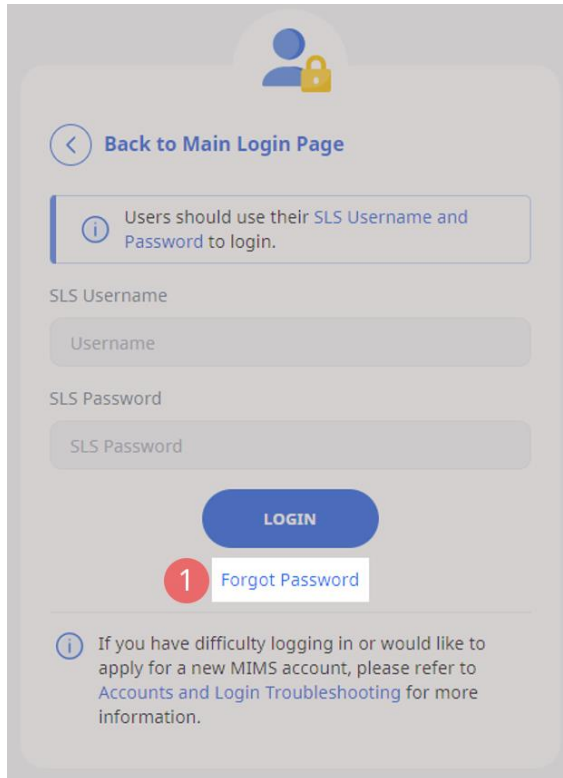


**Fig. 2d: Reset Password Link**

- e. On the **Reset Password** page, enter a new password. You will need to enter the new password twice to confirm that you have entered it correctly. Then click **Submit**.
- f. If your password was successfully reset, you will be brought to the main login page.

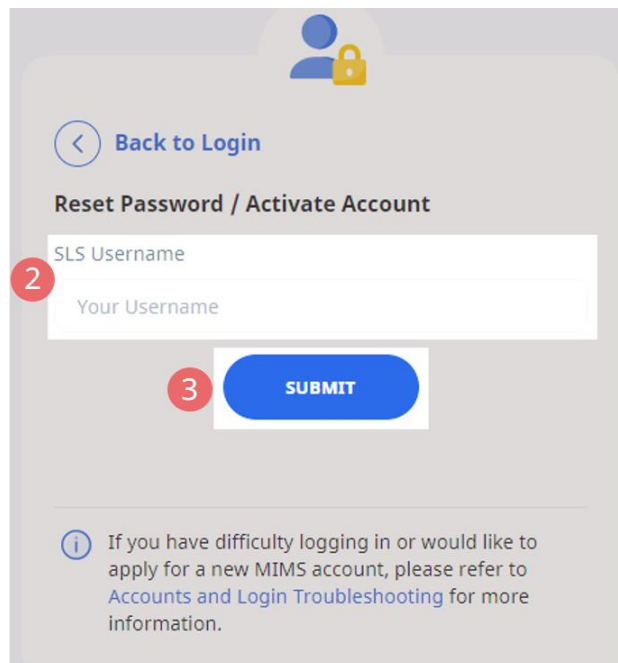
#### Password Reset by Answering Security Questions

12. Perform the following steps to reset your password by answering the security questions:
  - a. Click the **Forgot Password** link at the SLS login page (refer to **Fig. 3a**).



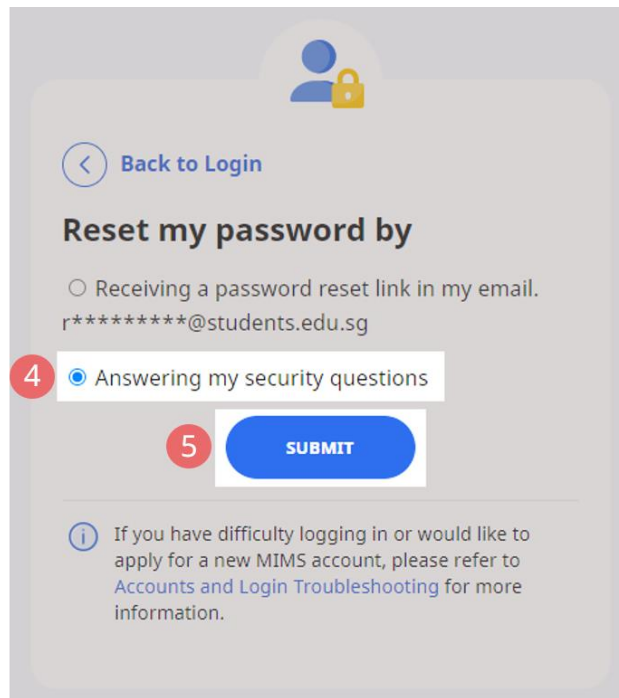
**Fig. 3a: Forgot Password Link**

- b. Enter your username and click on **Submit** (refer to **Fig. 3b**).



**Fig. 3b: Username Field**

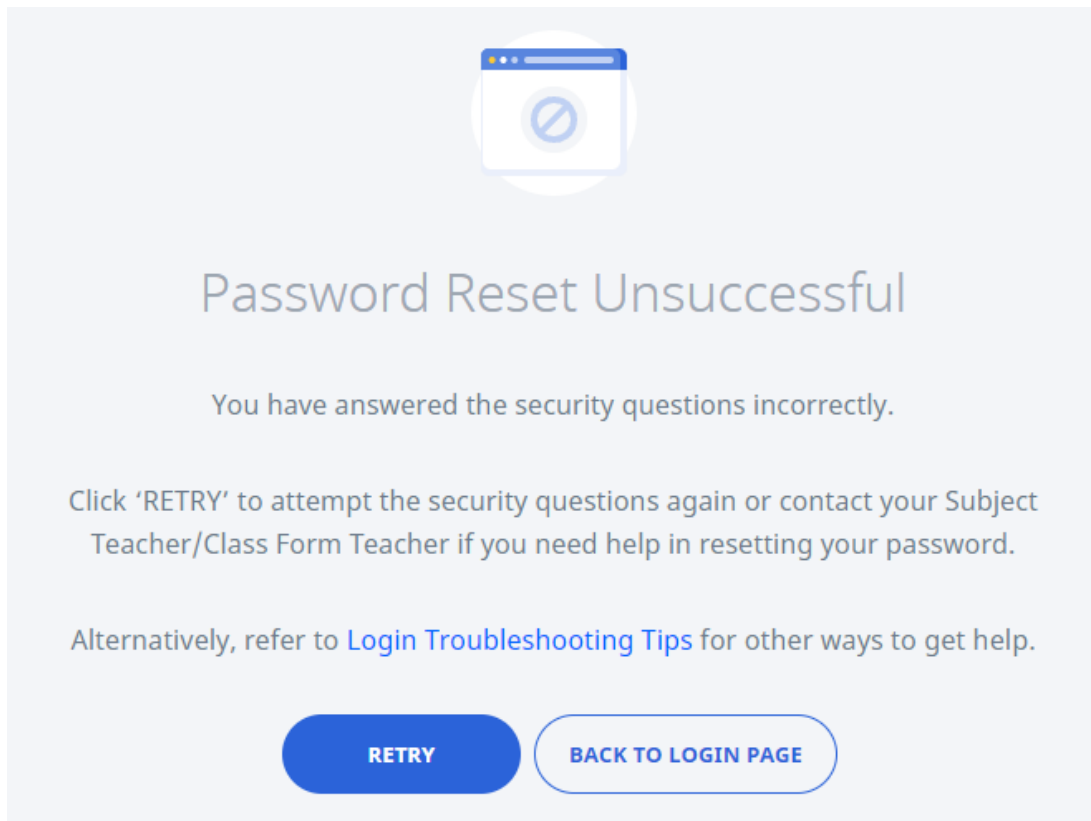
- c. Select "**Answering my security questions**" and click **Submit** (refer to **Fig. 3c**).



**Fig. 3c: Password Reset via Security Questions**

- d. In the **Security Questions** page, key in the answers to the security questions. Please note that the answers are case-sensitive. Click **Submit**.
- e. If you have answered the security questions correctly, you will be brought to the **Reset Password** page. You will need to enter the new password twice to confirm that you have entered it correctly. Then click **Submit**.
- f. If your password was successfully reset, you will be brought to the main login page.
- g. If you have answered the questions incorrectly, you will be brought to the **Password Reset Unsuccessful** page (refer to **Fig. 3d**). Click on the **Retry** button to answer the security questions again. You can attempt this up to **6 times** before your account will be soft-locked for security reasons.





**Fig. 3d: Password Reset Unsuccessful Page**

## **SLS SUPPORT**

### School-based Helpline

13. If you are experiencing any login issues, please contact your School-based Helpline first. The School-based Helpline contact details can be found at [go.gov.sg/schoolhelpline](http://go.gov.sg/schoolhelpline).

### SLS Helpdesk

14. Alternatively, you may contact the SLS Helpdesk. You will need to answer the security questions to verify that you are the legitimate account holder.

Email: [helpdesk@sls.ufinity.com](mailto:helpdesk@sls.ufinity.com)

SLS Helpdesk Tel: (65) 6702 6513

### **Operating Hours**

Mondays — Fridays:

4:00 pm — 9:00 pm (School Days)

9:00 am — 9:00 pm (School Holidays)

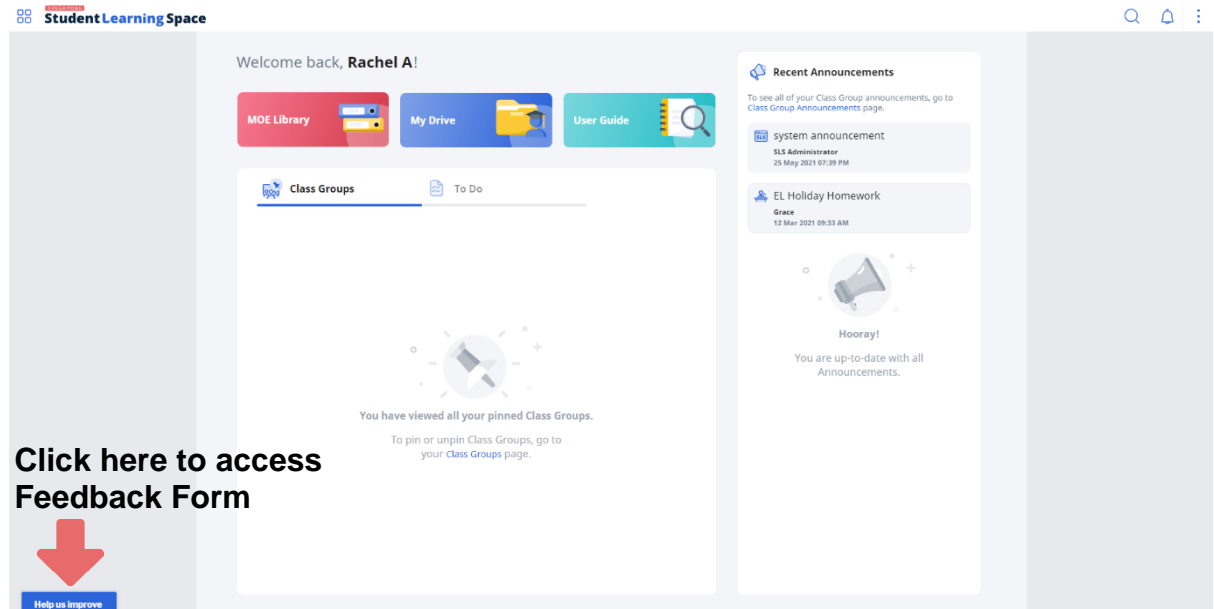
Saturdays:

9:00 am — 3:00 pm

\*Closed on Sundays & Public Holidays

## PROVIDING FEEDBACK

15. You are encouraged to use the feedback feature in the system to provide your views on the learning resources and your experience with the system. The **Feedback** button can be found at the bottom left of the website (refer to **Fig. 4a**).



**Fig. 4a: Providing feedback on SLS system and learning resources**

16. Key in your contact details and feedback in the **Feedback Form** (refer to **Fig. 4b**) and click **Submit**.

Tell us more ✕

Type your reply here

**Email Address\***

Type your email here

**Message Title\***

Type your reply here

**Message Body\***

Type your reply here

**SUBMIT**

Fig. 4b: Feedback Form

## FREQUENTLY ASKED QUESTIONS

### **Q1: I have forgotten my password. What should I do?**

Please refer to **paragraphs 10-14 in Part A**. You may refer to [go.gov.sg/slsloginhelp](http://go.gov.sg/slsloginhelp) for all login issues.

### **Q2: I have forgotten my username. What should I do?**

Your MIMS Login ID is in the format <Full\_Name>@students.edu.sg. Any spaces in your full name will be replaced with an underscore and words such as “Bte” and “s/o” will not be included. If you share the same full name as another student, a number will be affixed behind your Login ID e.g. Kelly\_Tan\_1.

When using the SLS login page, you will need to enter your SLS username and not the MIMS Login ID. The format of your SLS username is a combination of the first 5 characters of your Name, the last 4 digits and the letter of your NRIC/FIN/BC, e.g. (RACHE1234Z). If you share the same 10 characters as another student, a number will be affixed behind your username, e.g. RACHE1234Z\_01.

If you are still not sure of your username, please approach your teacher.

### **Q3: My account has been locked. What should I do?**

Your account will be locked if you try to log in with an incorrect password too many times.

Please approach your teacher to [unlock your account](#).

### **Q4: I chose to reset my SLS password through email but I cannot find the password reset email. What can I do?**

If you cannot see the email in your inbox, it may be in the spam or junk email folder.

Note: The link in the email will expire within 10 minutes. If the link has expired, go to the login page and select **Forgot Password** to try again.

### **Q5: Can I change the SLS security questions?**

Students can log in to SLS to change the answers to their security questions. However, the questions are fixed.

**Q6: What are the Operating System and Browser Requirements for SLS?**

SLS is accessible through internet browsers on Windows PC, Mac, tablets and mobile devices. The recommended operating systems and browsers can be found at <https://go.gov.sg/slosbrowser>.